


Planche 48


MO (Figs 1-57): Échelle = 10 µm	Longueur	Largeur	Stries
Figs 1-13: <i>Navicula antonii</i> Lange-Bertalot & Rumrich in Rumrich et al. 2000 Syn.: <i>Navicula menisculus</i> var. <i>grunowii</i> Lange-Bertalot 1993 NANT Valeurs IPS: S=4 V=1	10-22,5	6 -6,5	12-14
Figs 14-30: <i>Navicula cryptotenella</i> Lange-Bertalot in Krammer & Lange-Bertalot 1985 NCTE Valeurs IPS: S=4 V=1 Commentaire: Largeur constante de 5 µm en vue valvaire.	10-25	4,5- 5,5	14-15
Figs 31-44: <i>Navicula cryptocephala</i> Kützing 1844 NCRY Valeurs IPS: S=3,5 V=2	28,5-30	5,3-5,5	16-17
Figs 45-57: <i>Navicula gregaria</i> Donkin 1861 NGRE Valeurs IPS: S=3,4 V=1	19,5-28,5	5,7-6,4	17-18
Figs 1-13: Bouillide à Biot - 06209965 - 02.09.03 Figs 14-30: Paillon de l'Escarène à Blausasc - 06700380 - 23.06.05 Figs 31-44: Argens à Chateauvert - 06202750 - 23.08.06 Figs 45-57: Gorghe à Levens - 06700220 - 14.03.05 - prélèvement ASCONIT			

Planche 48


Navicula



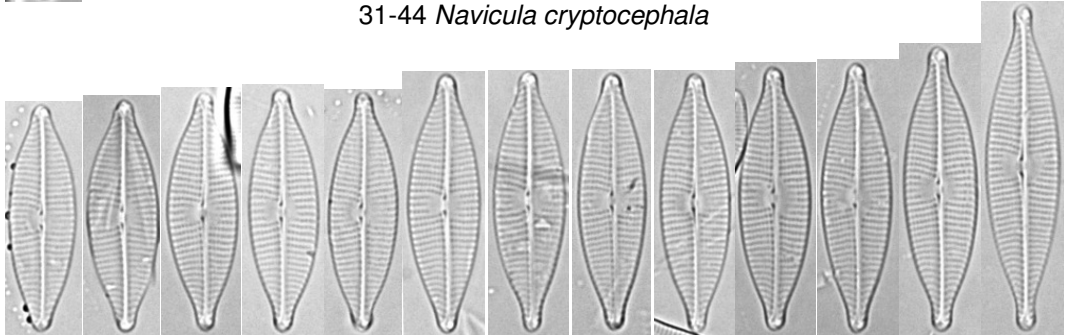
1-13 *Navicula antonii*



14-30 *Navicula cryptotenella*



31-44 *Navicula cryptocephala*



45-57 *Navicula gregaria*