

Planche 111

MO (Figs 1-110): Échelle = 10 µm		Longueur	Largeur	Fibules/Stries
Figs 1-22:	<i>Nitzschia archibaldii</i> Lange-Bertalot 1980 NIAR Valeurs IPS: S=3,8 V=2	19-25	3	14-16/-
Figs 23-43:	<i>Nitzschia microcephala</i> Grunow 1880 NMIC Valeurs IPS: S=1 V=3	10-13	3	13-15/-
Figs 44-62:	<i>Nitzschia supralitorea</i> Lange-Bertalot 1979 NZSU Valeurs IPS: S=1,5 V=2	11,5-16	3,5-4	15-16/27-30
Figs 63-83:	<i>Nitzschia sp. 3</i> NIT3 Valeurs IPS: S=x V=x	5,5-14	3-3,5	11-14/24-26
Figs 84-110:	<i>Nitzschia inconspicua</i> Grunow 1862 NINC Valeurs IPS: S=2,8 V=1	5,5-13	2-2,8	12-13/26

Figs 1-22: Banquière à Tourrette Levens - 06700240 - 14.03.05


Figs 23-43: Siagne à Mandelieu la Napoule - 06209900 - 22.08.06

Figs 44-83: Clarificateur Mouans-Sartoux - 06.06.08

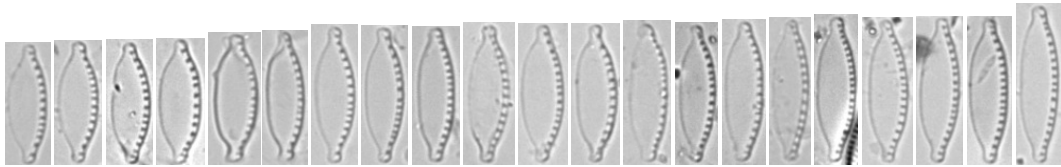
Figs 84-110: Loup à Tourette sur Loup - 06700135 - 03.09.07

Planche 111

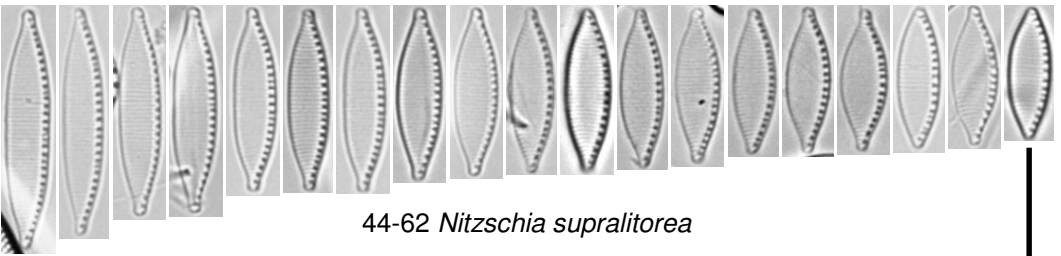
Nitzschia




1-22 *Nitzschia archibaldii*



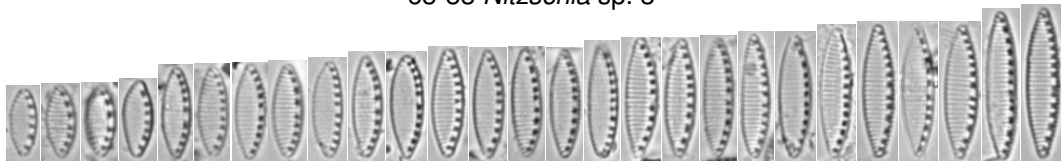
23-43 *Nitzschia microcephala*



44-62 *Nitzschia supralitorea*



63-83 *Nitzschia* sp. 3



84-110 *Nitzschia inconspicua*